



BUENA PARK, CA

July 2014

In this Issue:

OFFICERS REPORTS:

President
2nd Vice-President
Membership
Opportunity Baskets
Hospitality
Philanthropy
Tie One On
Block of the Month

Ways and Means
Equipment
Sunshine and Shadows
Birthdays
Spring Tea
Concerts in the Park
Off Kilter Quilters
Show and Tell



Installation of new officers.

PRESIDENT'S REPORT

Many thanks to Susan Stokes and the 2013-2014 Board for making this past year so very special.



June's meeting was wonderful! Acacia celebrated its TENTH birthday with a delicious potluck that made many tummies happy and a yummy birthday cake while the president's quilt was presented, the outgoing board was thanked and the new board was installed.



Extra-special Congratulations Mary Hicks! Acacia celebrated her 100½ birthday the birthday song and a special cake.



go to
with

Acacia also purchased a leaf on Mary's behalf for the Legacy Tree at the BPSC. Mark Saucedo, BPSC Director, even put together a lovely leaf dedication ceremony with a special toast for Mary along with more refreshments



We have enjoyed TEN TERRIFIC YEARS so far with Acacia Quilt Guild. However, *the best is yet to come!* I would like to honour the guild by proposing ten projects over the course of the year that will benefit the guild and/or the community.

Project #1: Ten Quilts for Ten Years

Using the following stash busting pattern, I would like to see 10 quilts made that will be distributed to individuals or groups in the community. These recipients will be separate from those receiving quilts from Philanthropy or Block of the Month.

http://www.quiltittoday.com/projects/roundabout/Quilt-it_today_Roundabout.pdf

The quilts can be scrappy or scrappy with a theme. To date, Mary Ann West has made two quilts: one made done with Xmas fabrics and the other with patriotic fabrics. I encourage other members to make one of these simple scrappy quilts so we can reach our goal faster!



One of the ten quilts. This is the pattern that we will be using.

Project #2: Acacia Signature Quilt

I would like to have a signature quilt made featuring signature blocks from Acacia guild member, past and present. We would like to reach out to all past members, regardless of whether they have renewed, and ask them to sign a signature block. The blocks will be assembled into a lovely quilt that will remain as part of Acacia's history and be displayed on special occasions.

I will need help with this project so please let me know if you can help.

The remainder of the ten projects will be announced throughout the 2014-1015 year.

I would like to thank everyone who accepted a Board and/or a committee position this year. We still have need of a Historian and a Publicity Chairperson. If either of these positions interest you, please contact me to get the ball rolling. We will continue to have a wonderful and friendly guild and I am delighted to be your returning President!!!

Acacia is a volunteer organization and we have many accomplishments to our name especially due to our Philanthropy Committee. Approximately 150 quilts have been made and donated as well as pillowcases and stockings. The number of donations is truly amazing considering that we are a smaller guild.

Acacia will continue to experimenting with new activities, a variety of different speakers covering techniques (old and new) while increasing the number of workshops and providing more opportunities for members to quilt.

What will never change are the wonderful members who form the heart and soul of Acacia. The desire to have a good time as a guild whether it be taking a class,

sewing philanthropic quilts, making new friends, etc., will remain the same as well.

If you have any problems or need help in any way, please do not hesitate to give me a call or send an email. We're all in this together!

Sonia Das, President



2nd VICE PRESIDENT'S REPORT:

There will be no workshop this month due to the 4th of July holiday. BUT we are having an ice cream social sew in for our meeting. Please bring your sewing machines if you can and we will be making Name tags. We will supply the material and batting and letters. You supply the machine and thread. If you don't have a machine, don't despair, we do have a few extras.

Ladies I must tell you missed a great workshop

KINKY KORDING WORKSHOP

It was a KRAZY KOOKY day.

KATHY was KEEN

She gave us her KNOWLEDGE

The ladies were KWIK



To learn the KRAFT

And a poet I'm KNOT

I'm out of K words
But I must tell you
The conversation was KWIK
And O so KRAZY
It went from OUT HOUSES
To CHAMBER POTS
The Laughter was loud
and O so contagious
We enjoyed lunch together
And it was a KRAZY KOOKY
Fun day

You don't want to miss the next Workshop in August. We have our own BEVERLY TYLER with her beautiful Paper Pieced Butterfly. Be sure and sign up before we run out of spaces. See you at the meeting
Maryanne West, 2nd Vice President

Last months workshop - Kathy's Kinky Kording Purse.



Let's see how many get their's done for July's meeting.

Membership Report:

There were 28 members at our June meeting. We also had 2 guests - Lori Davies and Ruthanne Killian - a special welcome to them.

Membership renewals - we have 26 quilters who have renewed their membership in Acacia Quilt Guild. There are also 2 new members - Sue Towler and Wendy Dillon. Please remember your Acacia Quilt Guild Membership is from June 1 through May 31. If you haven't done so, please renew now. Forms are available at the sign-in desk.

Please remember to wear your name tag - if not, there is a 25 cent fine. Don't have a name tag - come to our July General Meeting - we will be making name tags.

******Sign-In Reminder******

Please remember to sign-in when attending the Acacia Quilt Guild General Meeting. This gives the guild an accurate picture of our attendance. This information is also used by the senior center, particularly in case of an emergency. In the event of a major earthquake or disaster and the building collapses the center needs to know who was in the building. Thank you for your cooperation.

Opportunity Baskets

We will be trying to do two opportunity baskets each month except for brown bag and pot luck meetings. We would love to have any donations to the opportunity baskets. You can give your donations to Shar Taira. sharnatsu@yahoo.com

Hospitality

Thank you to all those who were able to join us for our yearly Pot Luck and Birthday Party. The food was great. We had two cakes one for AQG and one for Mary Hicks 100 1/2 Birthday. So now AQG is 10 WOW! Lets all try to bring an Americana type dessert for our July meeting. Anyone who's birthday was in June and is in July should bring a snack and if you can bring a dish to share you get an extra door prize ticket at check-in/ membership table. Please remember to mention that you brought something so you get in on door prizes ticket at the membership table.



See you all real soon.

Wendy and Lisa

PHILANTHROPY

Welcome to JULY! We will be taking a donation of Quilts to Thomas House this month. I hope to have done this by the time you are reading this. I will be giving you that report as soon as it is done. We have 12 Quilts ready and any more that I receive and label will go also. We have a box of clothes, a video camera, toiletries and a few toys.

The concerts are in going on every Wednesday and I hope to see you there some time through the end of August. We have sold \$73.00 in boutique items as of two concerts. Barbara M. is heading the sales of opportunity Picnic Quilt tickets. This is a great event to get the word out that we are here in Buena Park, find new members and do some fund- raising too.



Also want to add that we will be looking for 200 ,yes I said 200, for our Christmas donation of Pillowcases and Christmas stockings. If you can start making these now you can share the fun of sewing with your

children and grandchildren too. Never can there be too many activities for those out of school for the summer kids. Kits can be picked up anytime and at our general meeting too. If you feel like making a quilt for that activity then we have a kit for that too.

Thank you all at Acacia Quilt Guild for your time, talent, and donations

Lisa Sullivan

714-642-1127

lisa@jdcoulterco.com

PS. Blocks for the Brave July 20th is our sewing day for July.

TIE ONE ON

We are having Tie-One-On at our July Meeting where we put quilts together by tying them.

We begin at 5:15 PM before the meeting starts. If you can't be there at that time, you can join us when you arrive and stay as long as you want.

Tying a quilt requires no previous experience and I am there to guide you. We enjoy visiting and getting to know each other.

Another benefit is that you receive TWO tickets to a drawing for a Fat Quarter Bundle (four of which are given out each month).



Also you can know that you have helped to further our Guild's Philanthropic Goals of helping those less fortunate when we give quilts away to them.

I look forward to seeing you on Thursday evening. If you have any questions, Please feel free to call me. 714/686-7496.
Sue Green

WAYS AND MEANS

Coupon Books

Coupon books are still available for \$20 each. The majority of the coupon books features coupons for OC restaurants (many places have two (2) coupons). This book will pay for itself after 1 or 2 coupons have been used.

July Brown Bag Raffle

Acacia's famous Brown Bag Raffle will take place at the July meeting. Tickets are 5 for \$1.00.

There will be a wide variety of items to choose from. May be you'll have the winning ticket for one or many of the items!

Donations for the Brown Bag Raffle may be brought to the July meeting.

Phyllis Campbell



EQUIPMENT:

There is now a formal list of which members have keys to which cupboards. There are two locked cupboards in the Picasso Room, the Hospitality cupboard, and now a storage unit just off of Orangethorpe, all with keys. It was beginning to get confusing trying to remember who had what keys. All is now clear.

Sonia (Pres.), Kathy (1st VP), Mary Ann (2nd VP), Lisa (Philanthropy and Hospitality), and Phyllis C. (Ways and Means) have keys to all three cabinets at the senior center plus the storage unit. Barbara Mead (1st VP) and Barbra Riley (Equipment) have those keys plus a key to the Post Office box. Mark at the Senior Center also has keys to the two cabinets in the Picasso Room.

We have additional labeled keys to the Picasso Room cabinets (for workshops) and keys to the storage unit if someone needs those. All keys must be signed out. If you need a key to get into any of our storage areas, please see me.

Barbra Riley
Equipment Chairman

SUNSHINE AND SHADOWS:

Shadows

Tricia Savage - thinking of you - ongoing suffering with nausea and the inability to eat

Bev Tyler - get well - took a tumble

>Sunshine

Randi Leinen - congrats - daughter graduated from CSULB with BA and will be a teacher

Anne Killian - congrats - youngest child - Ruthanne - graduated from Pacifica HS - majoring in engineering at CSUN

Wendy Dillon - congrats - grandson Cody graduated from Lakewood HS

Birthdays:

7/2 Sandy Smith



Spring Tea April 25 2015 The Mad Hatter Tea



Kathy and I are so excited about the tea next year. It takes a lot of planning and many hands to help us. We will be having sign ups for committees in July. I hope everyone will be willing to help in some manner.

Committees will be Food, Set up, opportunity baskets, boutique, ticket takers, decorations, etc. A more accurate list will be at the meeting. Even if you can't be a committee chair, you can sign up to be a helper.



Off Kilter Quilters

Our first quilt is all quilted and now is waiting for the binding to be put on. It will be given to the Spring Tea to be auctioned off.



The first quilt is flowers in bloom. It is quilted by Tranquility. This will be given to the Tea. The Second quilt is an American Quilt that the Quilt had purchased the kit a few years ago and we will be using it as an opportunity quilt. The last two are from the blocks of the month that Donna McDaniel is doing. We are not starting on our second off kilter quilt. It is going to be beautiful and a surprise for all.



Road to California "The Best in the West"

How To Keep The Kids Entertained This Summer

KC Wilson (age 11) came with her grandmother Carollynn from Lakewood, CA. KC has already made 3 quilts!! This year was KC and Carollynn's first time at Road. Said KC, "I liked it a lot!" KC first learned to sew last summer at a Kids Club sponsored by a local sewing shop in Lakewood. KC and Carolyn



WOW! Isn't this awesome. One of our new members was spotted in Road to California newsletter.

Schedule for the Concert in the Park Series:

All right all you lovely quilters. We all need a break during the summer and so plan on every Wednesday attending the Concert in the Park in Buena Park. This is a relaxing evening to sit in the park and listen to lovely music and just jell out for a while. We will have a table set up to introduce our guild and quilting. We will also be selling some quilting items plus a summer concert quilt that some lucky concert goer will win at the end of the season. The park dates are June 25, July 2, 9, 16. The Mall dates are July 23, 30. Aug. 6, 13, 20, and 27th. Put it on your calendars now so you don't forget. Hope to see everyone there.






BLOCK OF THE MONTH

June 2014
Fortune's Fin



Instructions.





**Finished block size:
approximately 16.5"**

**To make one finished block
you will use four 2.5" x
42" (WOF) strips.**

**Two white on white strips
provided by the guild.**

You provide two floral strips

Cut the strips in the following lengths:

Quantity

WHITE FABRIC

FLORAL FABRIC

4	2.5"	2.5"
4	4.5"	4.5"
4	6.5"	6.5"
2	8.5"	8.5"

1. Sew fabric with right sides together, one white piece to one floral piece of the same size on the 2.5" side of the fabric. Sew all the pieces together so that you end up with 14 pieces (doubles)
2. Next make two 4-patch blocks, then sew the two 4-patch blocks together. This is your center.
3. Sew the double 4.5" strips to each side of the 8-patch center. Then take the remaining double 4.5" strips and sew them to the top and bottom of the block. Be sure to match the white with the floral when sewing them together.
4. Repeat Step 3 two more times with the double 6.5" strips and the double 8.5" strips.

If you want to make this and bring it to the July meeting, just use any white on white material to go with the floral.

Show and Tell:



That is our newsletter for the month of June
 Barbara Mead
 Editor urgodschild4me@gmail.com



