



BUENA PARK, CA

November 2014

---

In this Issue:

**OFFICERS REPORTS:**

President

2nd Vice-President

Membership

Opportunity Baskets

Hospitality

Philanthropy

Tie One On

Sunshine and Shadows

Birthdays

Blocks of the Month

**1st VICE-PRESIDENT'S MESSAGE**

**Hello everyone. Sonia is off to India to visit her relatives there and I am sure they will spoil her royally and she will have a wonderful time. I can't believe that I am the one who will be sending you a message. I have no profound words or wisdom to give you. Just a few newsy items.**

**When I joined this guild, I thought that you all sat around and sewed on quilts. Sort of like the old fashion quilting bees. Instead I found inspiration and lots of ideas on how to give to others. I loved the last idea because being retired now, I had time on my hands. I had lots of relatives that I could make quilts for but to make a quilt for someone who is truly in need of one was even better. Not that I stopped making them for the nieces and nephews and grandkids, but I could share my love of quilts with those in need. What a lovely vision in my mind of a child without a home or a Vet or a Mother living in a transitional home fleeing from abuse cuddling up to a**

quilt that I made. I have attended other guilds and discovered that they too make quilts for those less fortunate. So that brings me to my reason for mentioning all this. Did you know that the quilts that you donate to us are used in many ways. Some go to the Vets, children and mothers in need and homeless people, But others go to our Auction at the tea. Now you may wonder why we would auction off your quilt to get money and what do we do with that money. The money is put to good use. We use it to buy batting, material, stocking stuffings, etc. In other words the money goes right back out to the philanthropy projects that we support. So I want to thank all of you who make us quilts and tell you how much they are appreciated. Keep up the good work!

This Saturday is our Quartermania which will be held in conjunction with the Senior Center. Ticket prices include a light lunch, raffle ticket, paddle and lots of fun. Sandy Smith of Acacia will conduct the Quartermania. If you haven't gotten your ticket yet, you can buy them at the door for \$20. I hope to see all of you there. It will go from 10 am to 2 pm.


Our meeting this month will spot light Lyn Miller. Lyn is going to tell us all about the Historical Route 66 and how quilts can play a part in recording this Route. It should be a fun and informative lecture. Then on Sat. Nov. 8th we will have Sylvia Davis come back for a wonderful workshop. If you have never taken a workshop from her, you will be in for a surprise. She is going to show us how to make a quilt called Wibbons and you should have the quilt almost all done by the end of the workshop. A list of supplies will be following later in the newsletter. I want to encourage everyone to support our workshops.

Hope to see all of you at the meeting.

1st Vice-President  
Barbara Mead

## 2nd Vice-President

Hello Ladies....Our October work shop was Mary Tabar's Water Color Strip Quilt. All the ladies had different colors and the fun was pitting them together after we cut them up. There was about 12 different ways we could put them together. They all were different and so interesting. It was so much fun we lost track of time and before we knew it the day was gone.



Our next Work Shop is Sylvia Davis and Wibbons. I have her quilt to display at the meeting. You don't want to miss it. Sylvia is such a good teacher and her quilt is awesome. Supply list follow the newsletter as an attachment.

Nov. Lecture  
Lynn Miller  
Historic Route 66.

November Work shop  
Sylvia Davis  
Wibbons

Dec.  
Annual Holiday Potluck  
and Holiday Program

Dec. No Workshop.

Jan. Lecture  
Ann Sonner  
Family History Quilt

Jan. Workshop  
Ann Sonner  
Memory Quilts w/photo transfer

Feb. Lecture  
Jan Raymond  
How I got there

Feb. Work shop  
Jan Raymond  
Tile Quilt

**I want to say thank you, thank you, thank you, to every one who took a quilt to quilt for the tea. We want to make it the event of the year. I have more quilts if some of you want to take one. Again thanks. Don't forget the gift exchange for December. Should be an item that is hand made and about \$12.00 to \$15.00. How much fun.**

**Also our SHOUT OUT!!!!!!!!!!!!!! You have to come to the meeting to find out. Who knows it could be you.....**

### **A THOUGHT**

**We cannot build our own future  
without helping others build theirs.  
So be a blessing to someone everyday/**

**See you at the meeting.**

**Maryanne West, 2nd Vice President**

**1st Co-Vice President -**

**Quilt Tops????? How are all of you doing on the quilt tops that you took at the last meeting??? Are they done yet? Will you bring them to the meeting?? I am so excited to see them.**

**Kathy had successful surgery and is home getting better. She will start Chemo in the near future. But we still can plan for the TEA. We have decided to go with a West Coast Hospitality Company that will set up the quilts, do the tea, take care of the tickets, etc. and do the clean up. This will free our members to enjoy the tea. It will also free all of us up to make items for the Auction. Hint! WE are getting the flyers, bookmarks or postcards and tickets and they will be available soon. I am starting to not feel so stressed out.**

**Barbara Mead 1st co-vice-president**

## Membership

There were 31 members present at the Oct. meeting of Acacia Quilt Guild and 4 guests, 3 of whom joined the guild. The newest members are Daryl Thomas, Arna E. Hargrove and Brenda Howard. A very warm welcome to our newest members.

Door prize winners were Joyce Berry, a fat quarter bundle and thread from Sue's Creative Cottage; Lisa Sullivan, a pattern from Quilt Cupboard; Carolyn Craig, a gift certificate from Tranquility; Sue Green, a fabric bundle from Mel's; Carole Eddy, a fat quarter bundle and thread from Sue's Creative Cottage; Brenda Howard, a pattern from Quilt Cupboard; and Theresa Craig, a tea pot bouquet from Phyllis Campbell.

Again, I would like to invite anyone interested to come sit with me at the membership table. It's a great way to meet your fellow quilters and put names to faces.

### **\*\*\*\*Sign-In Reminder\*\*\*\***

Please remember to sign-in when attending the Acacia Quilt Guild General Meeting. This gives the guild an accurate picture of our attendance. This information is also used by the senior center, particularly in case of an emergency. In the event of a major earthquake or disaster and the building collapses the center needs to know who was in the building. Thank you for your cooperation.

Membership: Phyllis Victor

## Opportunity Baskets

The opportunity Basket will be filled with some wonderful quilt and sewing items. Please come by the table and buy some tickets, 2 for \$1.00 and take a peek at what is in it! And if you have any items that you don't need or want and would like to bless others in our group with, you can drop them off to me, Shar at the same place! There will be a \$10 dollar gift card in the basket.

I need and am collecting things for the opportunity Baskets for the Tea and monthly baskets.

Thank you, Shar

## Hospitality

\_Wendy Dillon has been so helpful to Lisa for setting up every meeting. Thank you Wendy. We have a request. We could use some more plates especially holiday design plates. Our Christmas potluck is coming up and if you have any left over Christmas paper plates or want to buy some, bring them to the November meeting. Thank you.

## PHILANTHROPY

**STOCKINGS , STOCKINGS, CALLING ALL STOCKINGS!!!!!!!!!!!!!!!!!!!!!!**

Its almost here! We need a big push for Christmas stockings. We need around 85 more. So please bring those stocking in Ladies. If you need help please call me. We will accept the stocking no matter if you used

**our directions or you made them using your best efforts. If you have KITS that you did not finish please try hard to get them done. If you still don't have them ready by meeting time please bring the kit back or give me your promise to have them to me by no later than Nov 15th.**

**We need stuffing for our stockings.**

**Here are just a few things I can think of:**

- Toy Cars
- Knit Hats
- Jigsaw Puzzles
- Trial Sized Toiletries (always need)
- Crayons
- Scarves
- Bouncy Balls
- Stuffed Toys
- Coloring Books
- Mittens
- Books
- Toothbrushes (always need)
- Pencils
- Pretty Socks
- Word Activity Books
- Nail Files
- Pens
- Comb/Brush Sets
- Math Activity Books
- Nail Polish
- Small Toys
- Coin Purse
- Puzzle Books
- Hair Accessories
- Small/Cute Note Pads
- Tee Shirts
- Gift Certificates (*Fast Food \$1.00*)
- Gift Cards (*For The Older Kids*)

**These items should be turned in at the November meeting and if need be you can call me by Nov 15th to bring items to me or schedule some kind of drive by Laughing out loud.**

**Thank you all in advance for all your efforts in our Christmas reach out to those that need our help in their lives.**

**I know this time of year is always difficult to "get it in all in" so thank you all for the extra time you give to this gift to our community.**

**Don't forget this project if your employer is looking to assist the community in this way. We are a 501 nonprofit for tax purposes.**

**Please bring all you finish to the November meeting. We need to have the stockings filled for Thomas House to receive at our December meeting.**

## **Sew on Ladies!**

Lisa Sullivan  
Philanthropy Chairperson 2008-2014  
Call 714-642-1127  
Text 714-642-1127  
[Email-lisa@jdcoulterco.com](mailto:lisa@jdcoulterco.com)

## **Lisa's Ladies**

(what is Lisa's Ladies? These are a few women who could use more women to help them. Every month they meet and make up the pillow cases kits and the Christmas stocking kits. They meet for 2 hours and make as many as they can.) (sidebar added by editor. Our next meeting is Nov 25<sup>th</sup> . We can use help in stuffing the stockings.

**No meeting in December. Merry Christmas and Happy New Year.  
We are 4 years old.**

**We need all our Ladies as well as any new or curious Ladies to join us for our Philanthropy efforts for the Acacia Quilt Guild.**

**Please call with any donations of TIME- Talent-Materials-?????**

**Lisa's Ladies est. January 2011**

**All are welcome to come visit and help in any way.....**

**Lisa Sullivan**

**714-642-1127**

**[lisa@jdcoulterco.com](mailto:lisa@jdcoulterco.com)**

**Tie One On! with Sue Green**

**Where are the helpers??? We need you. Please come and help.**

**We begin at 5:15 PM before the meeting starts. If you can't be there at**



that time,you can join us when you arrive and stay as long as you want.

Tying a quilt requires no previous experience and I am there to guide you. We enjoy visiting and getting to know each other. Another benefit is that you receive TWO tickets to a drawing for a Fat Quarter Bundle (four of which are given out each month). Also you can know that you have helped to further our Guild's Philanthropic

Goals of helping those less fortunate when we give quilts away to them.

Please come before the meeting and help us tie quilts for philanthropy. It's a great way to meet other quilters in Acacia and your assistance is greatly appreciated. Thank you

I look forward to seeing you on Thursday evening. If you have any questions, Please

feel free to call me. 714/686-7496.

Sue Green

### **SUNSHINE AND SHADOWS:**

Please bring snacks if it is your birthday month. However, snacks from all members are welcome every month. You get an extra door prize ticket for bringing snacks. Also, if your birthday is in Dec, could you bring snacks in Nov.

#### **Birthdays:**

Teresa Craig Nov. 4  
Barbara Mead Nov. 11



#### **Shadows:**




Kathy Fortune - Recovering from surgery  
Michelle Smith - Surgery on October 15.  
Wendy Dillon - Husband is very ill.  
Barbara Mead -Sister in law passed away  
Sally Ketner - illness

Susan Stokes - Broken Ankle  
from a car accident

#### **Equipment Report**

**Barbra Riley will be on a cruise until November 8th, so Patti Paschall is filling in as Equipment person at the November general meeting. She also has a complete set of keys if someone n**

**Show and Tell**




MaryAnne West

MaryanneWest

Barbra Riley

Jo Mellis



Phyllis Victor


MaryAnne West

Susan Stokes

## **Block of the month**

# BLOCK OF THE MONTH

October 2014  
Maple Leaf Block



**Background Fabric: Tan or very light brown**

3 - 3 7/8 inch squares

1 - 3 1/2 inch square

**Leaf Fabric: Yellow, Orange, Red, or any Fall color variety**

2 - 3 7/8 inch squares

3 - 3 1/2 inch squares

**Stem Fabric: Brown**

1 - 3/4 x 5 1/2 inch rectangle

**Directions:**

1. Cut one of the 3 7/8 background squares in half. Stitch each half to the stem fabric. Press open and square up block to 3 1/2 inches.
2. Draw a diagonal line on the back or press in half diagonally on the remaining two 3 7/8 background squares.
3. With right sides together, match one 3 7/8 background to one of the leaf fabric of the same size. Sew 1/4 inch on both sides of the drawn or fold line. Repeat this step with last 3 7/8 background & leaf squares.

4. Cut between the sewn lines on both background & leaf fabric block. You will end up with 4 half-square triangle blocks which are  $3\frac{1}{2}$  inch squares.
5. Arrange the blocks per the diagram above, and then sew together.

Thanks in advance for your participation.

**That is our newsletter for the month of October**

Barbara Mead

Editor [urgodschild4me@gmail.com](mailto:urgodschild4me@gmail.com)



